



# The Hills Sports High School

56 Best Road, Seven Hills 2147 – PO Box 657, Seven Hills 1730

Ph: 02 9622 7300 – Fax: 02 9831 6190

Principal: Mitchell Struyve

25/3/2020

## Online Learning Package

The Hills Sports High School is dedicated to ensuring that the education of students continues in the current social climate. To enable this, the school has developed online learning platforms which will be used to deliver content until this situation is resolved. The school will continue to work closely with parents and students to ensure each child continues to maintain their academic progress.

The following requirements are essential for online learning

- Internet Access
- Device (preferably a computer)

If your child is unable to access either of these requirements please contact the school to discuss support that may be available.

### Learning platforms

Teachers have uploaded content and learning activities to online learning platforms which will support your child's academic progress while attendance at school is limited. The platform relevant to each subject is listed below.

#### **Year 7**

English - Google Classroom  
Maths – Microsoft Teams  
Science - STILE  
HSIE - Google Classroom

PDHPE - Microsoft Teams, Google Classroom  
Creative and Performing arts - Google Classroom  
Technology and Applies Studies - Microsoft Teams  
TSP – Microsoft Teams

### Student Expectations

The online learning activities that have been developed will replace face to face learning activities until normal school resumes. It is therefore essential that students engage with the learning activities for each of their timetabled subjects as indicated in the attached "Online Learning Timetable". Student responses to these tasks will inform the teacher's assessment of outcomes for each subject and ensure that satisfactory academic progress is made for each relevant stage of learning.

Other expectations include:

- Students login to their DET email account and check emails at the start of each school day (8.45am)
- Students use communication functions on learning platforms appropriately and respectfully
- Students complete all class work and assessment tasks assigned for each subject by the due date
- Students communicate any challenges with online learning to their class teacher





# The Hills Sports High School

56 Best Road, Seven Hills 2147 – PO Box 657, Seven Hills 1730

Ph: 02 9622 7300 – Fax: 02 9831 6190

Principal: Mitchell Struyve

## Logging into the DET portal and finding online learning apps (Teams & Google Classroom)

The Hills Sports High School website has links to online learning platforms on the home page. These can be used to access both Microsoft Teams and Google Classroom

### Login processes

1. Open an internet browser on your computer
2. Type “portal.det.nsw.edu.au” into the address bar or search “det portal”

**Login with your DoE account**

User ID

Example: jane.citizen1

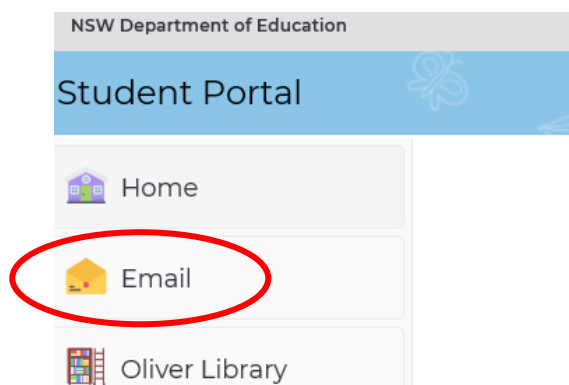
Password

[Log in](#)

3. Type unique student username and ID into the spaces on the screen above (If your child has forgotten their username or password please contact the school to have these details reset)

### Online learning applications

1. There are several features to be aware of on the home screen;
2. The “email” icon in the left top corner will give students access to school correspondence through emails





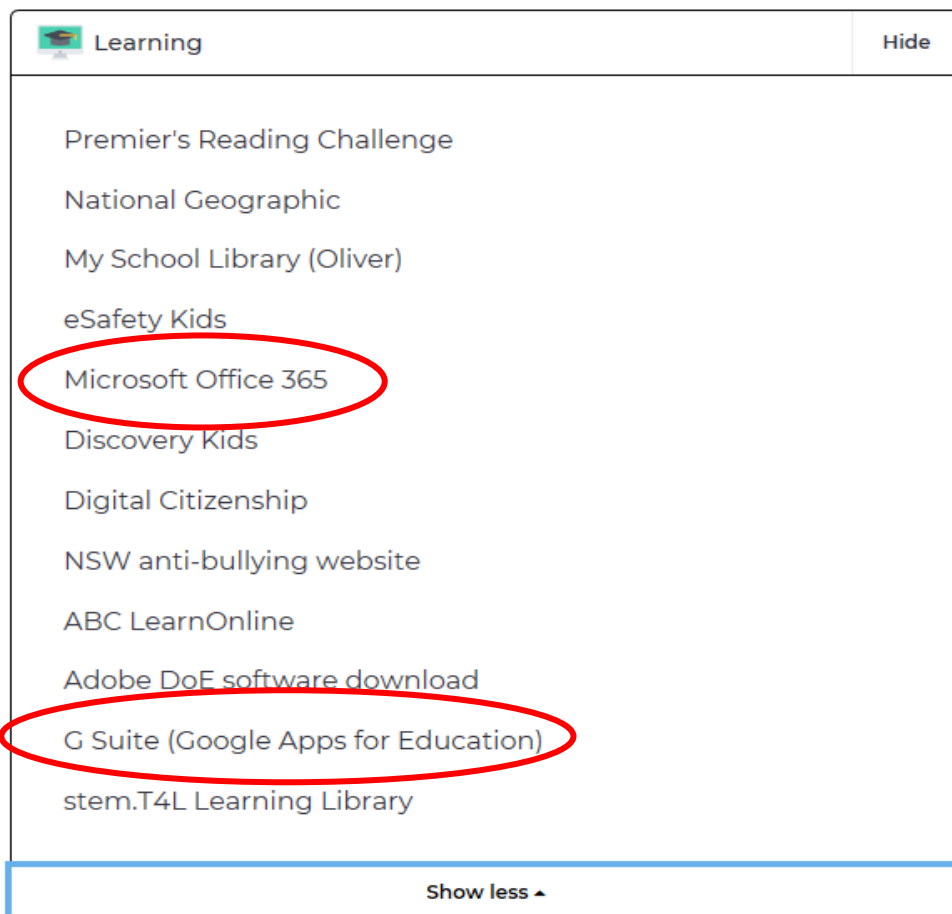
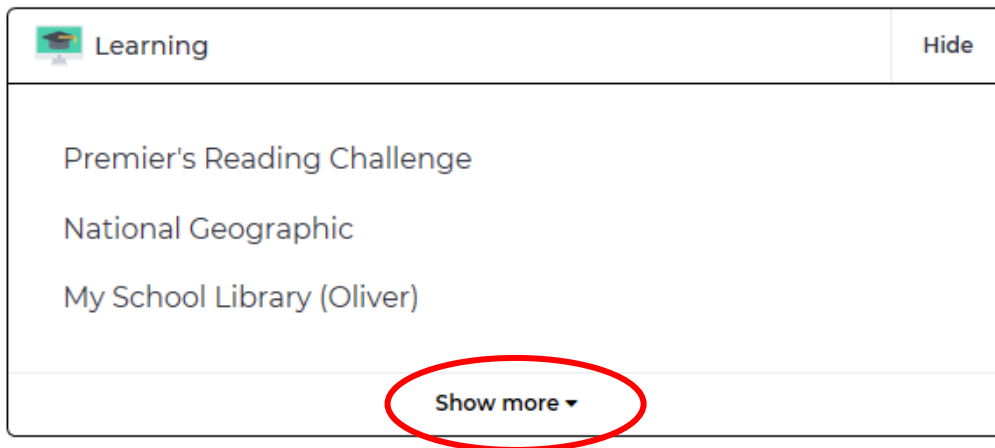
# The Hills Sports High School

56 Best Road, Seven Hills 2147 – PO Box 657, Seven Hills 1730

Ph: 02 9622 7300 – Fax: 02 9831 6190

Principal: Mitchell Struyve

3. Also on the home page, the Learning icon provides access to Google Suite (Google Classroom) and Microsoft Office 365 (Microsoft Teams). Click on the “show more” icon under learning to show all of the learning apps available





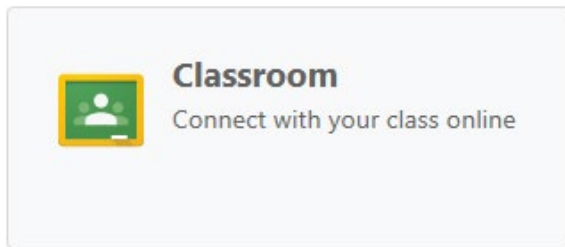
# The Hills Sports High School

56 Best Road, Seven Hills 2147 – PO Box 657, Seven Hills 1730


Ph: 02 9622 7300 – Fax: 02 9831 6190

Principal: Mitchell Struyve

4. To access a Google Classroom click on the G Suite (Google Apps for Education icon) in the learning section and then click on the classroom icon. The classes for your child will appear as icons on the page. If a class does not appear on your child's page, please contact the classroom teacher for support.



5. To access a Microsoft Team, click on the Microsoft Office 365 icon in the learning section and then click on the Teams icon. The classes for your child will appear as icons on the page. If a class does not appear on your child's page, please contact the classroom teacher for support.



6. Students can also download Microsoft Office programs such as Word and Excel from the Microsoft Office 365 page clicking on the "Install Office" icon.

